

Randwick 2031, NSW

16th October, 2015

Prepared for Joe Bloggs

Any

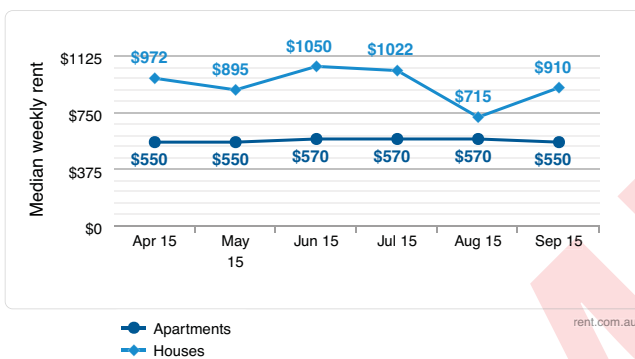


Any
bedrooms

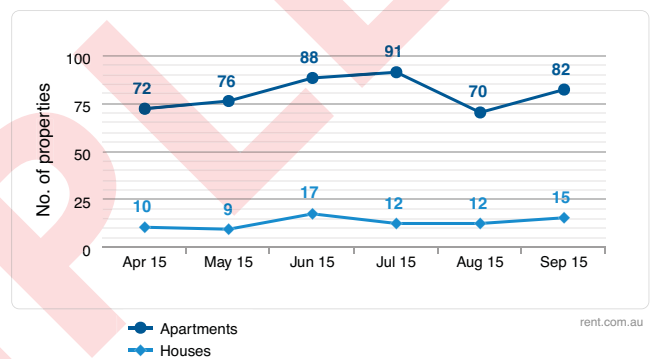


Any
car spaces

Price trends for houses and apartments advertised for rent within the last 6 months



All rental properties advertised within the last 6 months



Key findings

Median rental price

- The median rent for all rental properties advertised in Randwick within the last 30 days was \$580 per week. This is the same as the last quarter.

Average days on market

- The average days on market for all rental properties advertised in Randwick within the last 90 days was 17 days. This is 4 days shorter than the last quarter.

Availability

- There was a total of 102 rental properties advertised in Randwick within the last 30 days. This is up 6 from the previous 30 days
- There are a total of 5,230 rental properties in Randwick. This is 47.8% of all properties in Randwick (ABS, Census Data, 2011).

Contents

	page
✓ Key findings	1
✓ Rental overview	2
✓ Suburb overview	3
✓ Availability trends	4
✓ Availability	5
✓ Availability in surrounding suburbs	6
✓ Rental prices	7
✓ Rental pricing trends	9
✓ Days on market	10
✓ Leased rentals	11

To purchase a RentReport for any suburb, visit rent.com.au/rentreport

Rental overview

Overview of all available rental properties

	Jun 2015 QTR	Sep 2015 QTR	Last 90 days		Last 30 days	
Median rent	\$570	\$580	\$580	0%	\$580	0%
Minimum rent	\$160	\$50	\$50	0%	\$250	▲+400%
Maximum rent	\$1,850	\$2,500	\$2,500	0%	\$2,400	▼-4%
Number of properties	270	282	285		102	

rent.com.au

Overview of all available rental properties in postcode 2031

	Jun 2015 QTR	Sep 2015 QTR	Last 90 days		Last 30 days	
Median rent	\$590	\$595	\$600	0%	\$590	▼-1%
Minimum rent	\$160	\$50	\$50	0%	\$250	▲+400%
Maximum rent	\$2,500	\$2,500	\$2,500	0%	\$2,400	▼-4%
Number of properties	319	339	355		119	

rent.com.au

Overview of all available rental properties in surrounding suburbs

Surrounding suburbs are Centennial Park, Queens Park, Waverley, Clovelly, Kingsford, Kensington, Coogee, South Coogee.

	Jun 2015 QTR	Sep 2015 QTR	Last 90 days		Last 30 days	
Median rent	\$600	\$600	\$600	0%	\$590	▼-1%
Minimum rent	\$60	\$10	\$3	▼-70%	\$3	0%
Maximum rent	\$2,500	\$2,500	\$2,500	0%	\$2,500	0%
Number of properties	532	591	593		203	

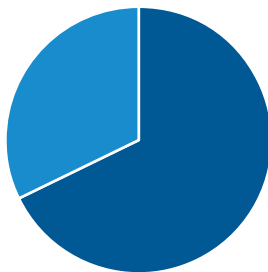
rent.com.au

Suburb overview

	All properties	Rental properties	% Rental properties	Managed by agent	Managed by owner	Managed by other
Houses	3,529	765	21.7%	527	181	57
Apartments	7,417	4,465	60.2%	3,374	814	277
Total	10,946	5,230	47.8%	3,901	995	334

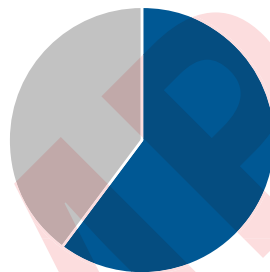
Source: 2011 Australian Census - Australian Bureau of Statistics data

All properties



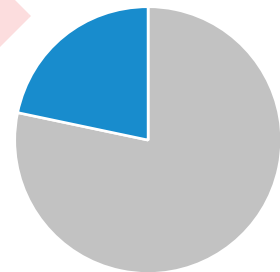
67.8% Apartments
32.2% Houses

All apartments



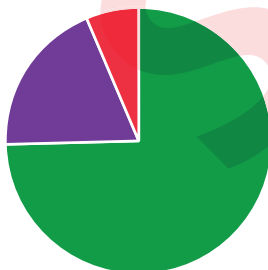
60.2% Apartments rented
39.8% Apartments owned

All houses



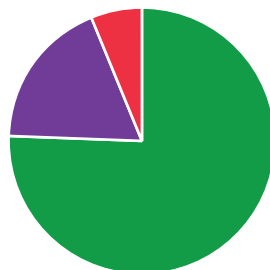
78.3% Houses owned
21.7% Houses rented

All rentals by management type



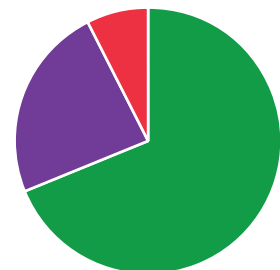
74.6% Agents
19.0% Landlords
6.4% Other

Rental apartments by management type



75.6% Agents
18.2% Landlords
6.2% Other

Rental houses by management type



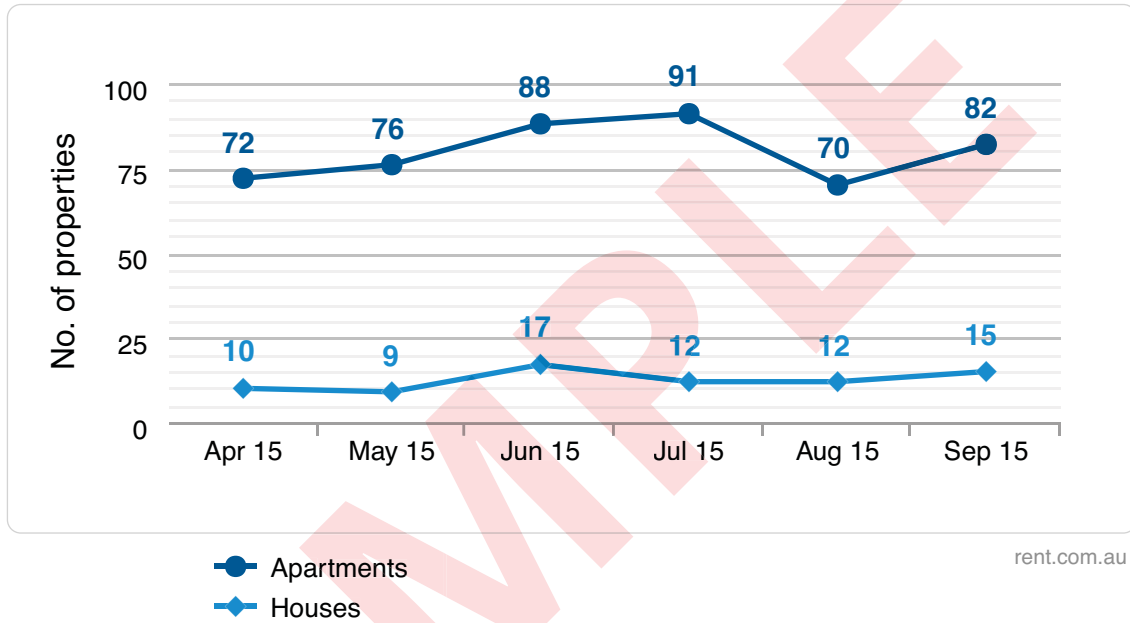
68.9% Agents
23.7% Landlords
7.5% Other

Note: 'Other' comprises of: State housing, caravan parks, marinas, defence housing and those dwellings where no type was provided during the last census.

Availability trends

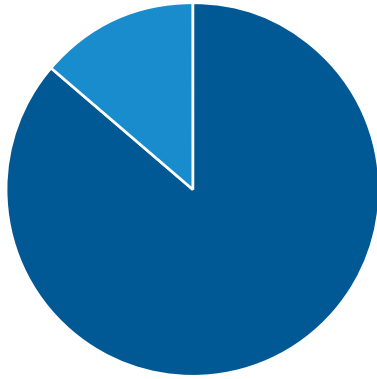
There are 74 rental properties advertised in Randwick at the date of this report. This is 1.4% of all known rental properties in Randwick.

All rental properties
advertised within the last 6 months



Availability

There were a total of 102 rental properties advertised in Randwick within the last 30 days. Out of these there were 14 houses and 88 apartments.

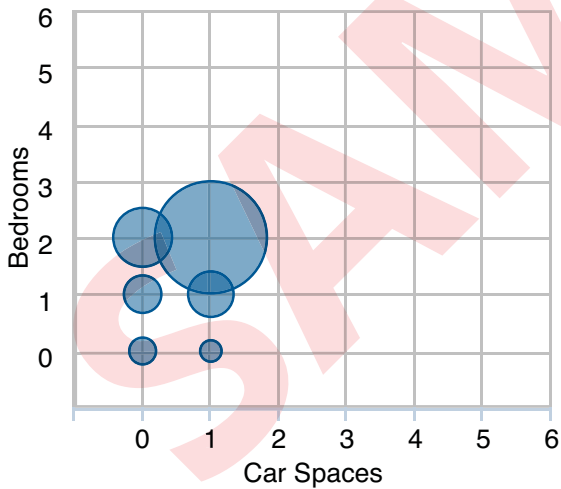


rent.com.au

All rental properties advertised within the last 30 days

- 86.3% Apartments
- 13.7% Houses

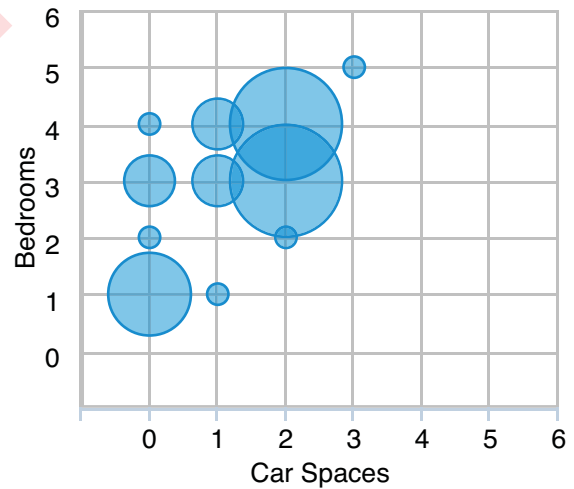
Apartments advertised for rent within the last 30 days



rent.com.au

● Apartments

Houses advertised for rent within the last 30 days



rent.com.au

● Houses

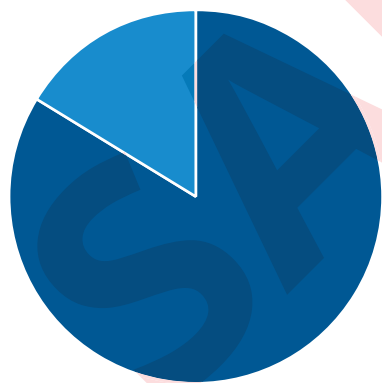
Circles in this chart reflect the number of properties available. The larger the circle, the more properties there are relative to smaller circles.

Availability in surrounding suburbs

All rental properties advertised in surrounding suburbs within the last 30 days

Suburb	All apartments	All houses	Total
Centennial Park	15	1	16
Clovelly	10	1	11
Coogee	69	9	78
Kensington	37	7	44
Kingsford	28	5	33
Queens Park	3	5	8
South Coogee	1	2	3
Waverley	7	3	10
	170	33	203

rent.com.au



All rental properties advertised in surrounding suburbs within the last 30 days

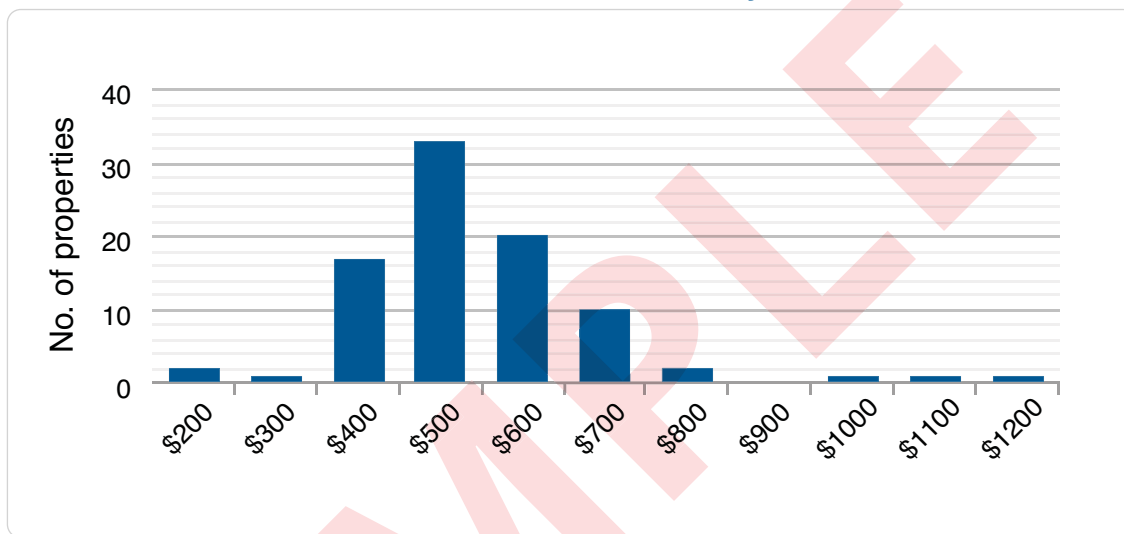
- 83.7% Apartments
- 16.3% Houses

rent.com.au

Rental prices

The median rent for all rental properties advertised in Randwick within the last 30 days was \$580 per week. This is the same as the last quarter.

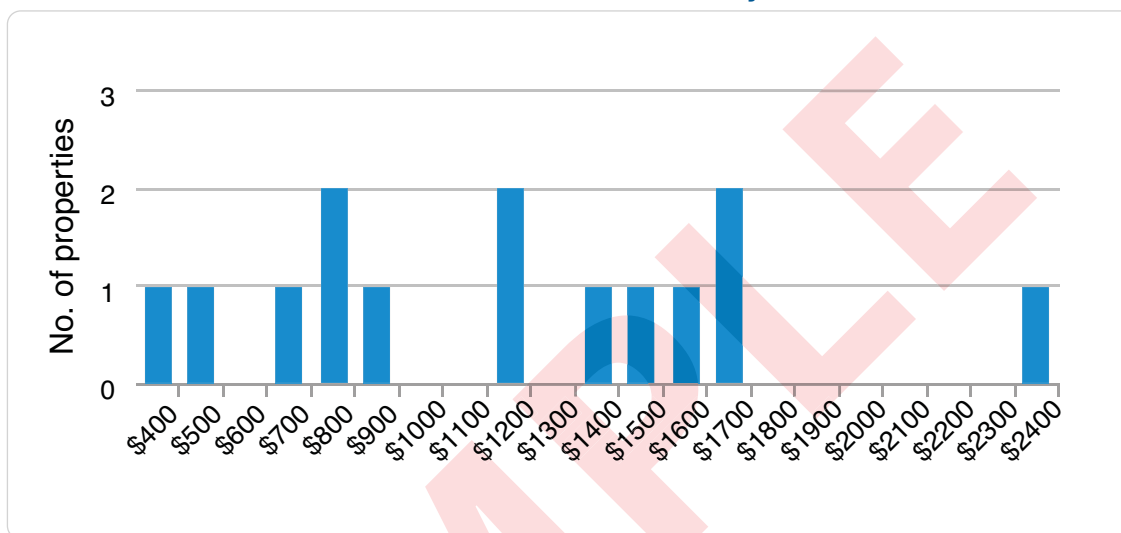
**Apartments advertised
for rent within the last 30 days**



rent.com.au

Rental prices

**Houses advertised
for rent within the last 30 days**



rent.com.au

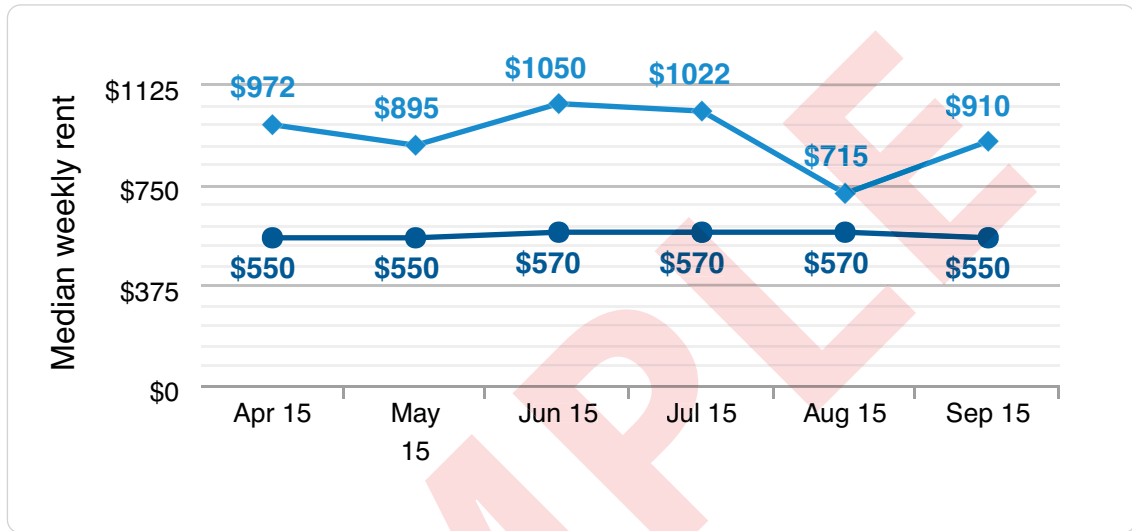
**Price ranges by bedrooms for all
rental properties advertised within the last 30 days**

Bedrooms	Lowest Rent	Highest Rent	Median
1	\$375	\$700	\$490
2	\$400	\$1,250	\$590
3	\$650	\$1,500	\$837
4	\$910	\$1,750	\$1,525
5	\$2,400	\$2,400	\$2,400
5+	\$2,400	\$2,400	\$2,400

rent.com.au

Rental pricing trends

Price trends for houses and apartments, advertised for rent within the last 6 months



● Apartments
◆ Houses

rent.com.au

Days on market

Average days on market for all rental properties
















Average days on market within the last 90 days

The average days on market for all rental properties was 17 days.

The average days on market for all rental properties in surrounding suburbs was 33 days.

Leased rentals

Properties recently leased in Randwick

	Property address	Property type				Rent per week	Date listed
	3/129 Alison Road, Randwick 2031, NSW	Unit	0	1	0	\$295	8th Oct 2015
	83 Carrington Road, Randwick 2031, NSW	Unit	2	1	1	\$400	10th Oct 2015
	U/33 Creer Street, Randwick 2031, NSW	Unit	1	1	0	\$420	12th Oct 2015
	3/22 Dolphin Street, Randwick 2031, NSW	Apartment	1	1	0	\$500	7th Oct 2015
	1/329 Avoca Street, Randwick 2031, NSW	House	1	1	0	\$500	6th Oct 2015
	1/329 Avoca Street, Randwick 2031, NSW	Apartment	1	1	0	\$500	6th Oct 2015
	U/42 Avoca Street, Randwick 2031, NSW	Apartment	2	1	1	\$570	6th Oct 2015
	1/25 Pine Street, Randwick 2031, NSW	Apartment	2	1	1	\$680	13th Oct 2015
	110/244 Alison Road, Randwick 2031, NSW	Apartment	2	1	1	\$700	8th Oct 2015
	63 Canberra Street, Randwick 2031, NSW	Semi duplex	4	1	0	\$1,400	7th Oct 2015

rent.com.au

Note: Only up to the last 10 leased properties are shown

Notes and explanation of terms

1. Statistics are for residential rental properties listed by real estate agents and private landlords on rent.com.au in the last 3 or 6 months as applicable.
2. The median rent is the middle value of the range of weekly rents.
3. 'Days on market' is based on the number of days each property is advertised on rent.com.au before being removed from the website. Figures can be influenced by properties which have been leased but not immediately removed from the website by the advertiser.
4. Houses include properties listed as: Houses, Townhouses, Duplex-Semi, Semi Detached, Courtyard homes, Terraces, Villas.
5. Apartments include properties listed as: Apartments, Units, Penthouses, Flats, Studios, Block of Units.
6. Suburbs are as defined by Australia Post.
7. Surrounding suburbs are those suburbs which share a boundary with the nominated suburb.
8. All data is sourced from rent.com.au and the Australian Bureau of Statistics (ABS) Census data 2011.
9. Quarters are defined as the following reporting periods: January - March, April - June, July - September, October - December. When the last quarter is referred to, this is the last completed reporting period. i.e. If a report was generated in April, then last quarter would be the March reporting period.
10. Where a 0 value is shown in any chart this indicates there were no matching properties in that period.

Disclaimer

Disclaimer for rent.com.au Pty Ltd, ACN 091 233 680 and its related entities 'rent.com.au'

1. Information published in this report has been compiled from publicly available information and data published on the rent.com.au website. Information provided in this report including statistical calculations, data and graphs are deemed to be correct at the time of compilation however no warranty is given for this information and expressly disclaim any liability for any loss or damage which may arise from any person acting or deciding not to act partly or wholly on the basis of any information, statistics, data or graphical representation.
2. rent.com.au, its directors, affiliates, officers, employees, agents, contractors, successors and assigns do not accept any liability:
 - a) For any property related or investment decisions made on the basis of this information. The rent.com.au website and any reports generate from the site does not constitute financial or property advice and should not be taken as such. rent.com.au urges you to obtain professional advice before proceeding with any investment related decision.
 - b) For any damages or losses whatsoever, arising out of, or in any way related to, the use of this report or information on the rent.com.au site and any other sites linked to the rent.com.au site.

The limitation on liability applies to direct, indirect, consequential, special, punitive or other damages that you or others may suffer, as well as damages for loss of profit, business interruption or the loss of data or information.

3. rent.com.au holds the copyright to this document. rent.com.au grants you a limited licence to download this from the website for personal use only. You are not permitted to reproduce or alter this document, or any copy of it, for any other purpose without the prior express written consent of rent.com.au.
4. rent.com.au regards your privacy as important and will take all reasonable steps to ensure that if you have subscribed to receive notifications or updates from rent.com.au, your e-mail address will remain confidential.
5. rent.com.au reserves the right to make changes, modifications, additions, deletions and corrections to the website, at any time and without notice.
6. rent.com.au does not accept any liability for any financial decisions made by you on the basis of information contained within the website or any reports, documents, or information published by rent.com.au.